

# Bar Graphs

We expect pupils to:

- Use a pencil
- Give the graph a title
- Label the axes
- Label the bars in the centre of the bar (each bar has an equal width)
- Label the frequency (up the side) on the lines not on the spaces
- Make sure there are equal spaces between the bars.

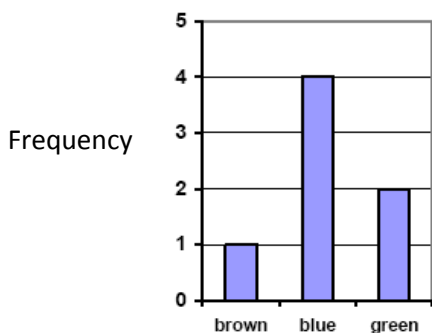
Pupils should be able to

- Construct bar graphs with frequency graduated in single units/multiple units.
- Construct bar graphs involving simple fractions or decimals.

## WORKED EXAMPLES:

Level 2

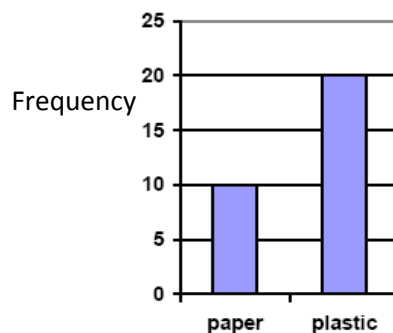
colour of eyes



Eye colour

Level 2

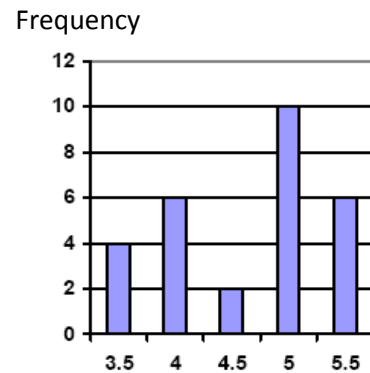
quantities of litter



Litter

Level 3

shoe size



Shoe size